




# Count and Skip Count with Calculators


by: Mrs. Nork

All calculators have a  
key that clears the  
display

on/c




How many wheels are on  
a car?





on/c


**How many fingers are  
on two hands?**



10

on/c

Let's find the + sign on our calculator. Plus means to add.



# Key Sequence for Counting by 1s

1. Press ON/C to clear.
2. Press 1.
3. Press + 1.
4. Press =. What number do you see now? (2)
5. Keep pressing + 1 = to continue counting forward.



**Now, let's learn a quicker way to add !**

- 1. Press ON/C to clear.**
- 2. Press  $1+ =$**
- 3. Keep pressing  $=$  to continue counting by 1s.**

# Key Sequence for Counting by 10s

1. Press ON/C to clear.
2. Press 10.
3. Press + 10.
4. Press =. What number do you see now? (20)
5. Keep pressing + 10 = to continue counting by 10s.

**Now, let's learn a quicker way to add 10!**

- 1. Press ON/C to clear.**
- 2. Press 10+=.**
- 3. Keep pressing = to continue counting by 10s.**